

Foundation Programme
in Literacy, Numeracy and Skills
(FPLNS)

现代汉语

MODERN CHINESE

GRADE 7

Student's Workbook

Theme 4: Animals and Birds
Domestic Animals

MAHATMA GANDHI INSTITUTE
under the aegis of
MINISTRY OF EDUCATION AND HUMAN RESOURCE
Republic of Mauritius

2026



Table of content

Guide to Educators	iii
Activity 1: Listen and repeat.	1
Activity 2: Identify the words.	2
Activity 3: Cut and paste.	3
Activity 4: Encircle the appropriate words.	6
Activity 5: Write the correct alphabet/s.	7
Activity 6: Colour and describe the pictures.	8
Activity 7: Sentence reading.	9
Activity 8: Fill in the blanks.	10
Activity 9: Label the picture.	11
Activity 10: Describe the picture.	12

Guide to Educators

Learning Outcomes

- Share personal preferences regarding animals using phrases like “I like...” or “I don’t like...”.
- Listen to short stories or descriptions about animals and answer basic questions.
- Engage in simple conversations about their favorite animals.
- Learn and use key animal vocabulary (e.g., habitat, sound).
- Practice pronunciation of animal names and associated vocabulary words (kennel, basket, river/pond, milk).

Other Proposed Activities

- Animal charades.
(acting out an animal without speaking)
- Guess animal sound game.
- Crossword.
- Speak about their pets and on animals.

Portfolio Assessment

- Skills-based assessments.

Activities

- Listen and repeat.
- Identify the words.
- Cut and paste.
- Encircle the appropriate word.
- Write the correct alphabets.
- Colour and describe the pictures
- Sentence reading.
- Fill in the blanks.
- Labelling.
- Describe the picture.

Additional Resources

- Use pictures and real-life examples to aid recognition.
- Repetitive Practice through songs and rhymes.
- Videos or audios to display animal sounds.

Activity 1: Listen and repeat.

Listening and Reading Activities:

- The Educator reads and explains the song.
- The students listen and repeat the song.

《小猫捞鱼》

Xiǎo Māo Lāo Yú

小花猫 真调皮

Xiǎo huā māo zhēn tiáopí

捞呀捞呀捞小鱼

Lāo ya lāo ya lāo xiǎo yú

左捞捞，右捞捞

Zuǒ lāo lāo, yòu lāo lāo

捞上一条小小鱼

Lāo shàng yī tiáo xiǎo xiǎo yú

The Educator may access the audio-visual version of the above song through this link:

https://www.bilibili.com/video/BV1xvije6EMs/?spm_id_from=333.337.search-card.all.click

Other similar resources are available through the following link:

https://www.bilibili.com/video/BV1444y1U7XX/?spm_id_from=333.337.search-card.all.click

Activity 2: Identify the words.

Reading Activity:

- The Educator explains the words with emphasis on alphabets.
- The students listen and repeat the words.



牛



鸡



马



狗



鱼



鸟



猫

Activity 3: Cut and paste.



Listening Activity:

The Educator explains the words aloud and asks the students to listen attentively.
The students:

- cut the animals separately from next page.
- paste them on the farmhouse as per the given instructions.

猫 鱼 狗 牛 鸟 马

māo yú gǒu niú niǎo mǎ

例如：

猫在房子上。

狗在狗窝旁边。

牛在草地上。

鸟在树上。

马在农舍前面。

鱼在池塘里。





Activity 4: Encircle the appropriate words.



Listening and Writing Activities:

- The Educator reads aloud the sentences.
- The students identify, encircle and write the words of the animals.

例如：这只 (狗) 是黑色的。...狗.....

1. 篮子里有一只猫。

2. 牛在吃草。

3. 马在跑。

4. 鸟在飞。





5. 水里有一条鱼。

Activity 5: Write the correct alphabet/s.



Writing Activity:

- The students write the missing alphabet/s in the given space.





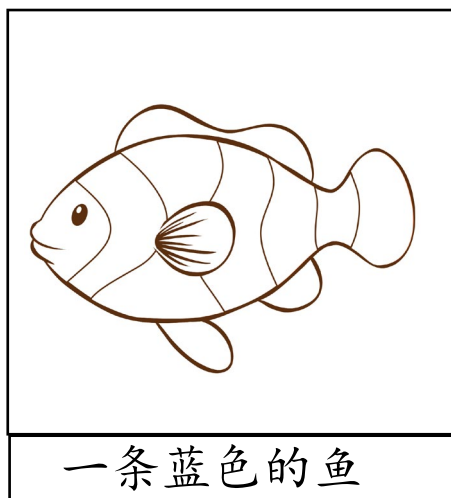

Activity 6: Colour and describe the pictures.



Speaking Activity:

The students:

- colour the pictures as per the indicated colours.
- describe each coloured animal orally.



Activity 7: Sentence reading.

Reading Activity:

The Educator helps the students to read the sentences.



狗

一条狗。

这里有一条狗。

这条狗是黑色的。

这条狗在叫。



鱼

一条鱼。

这是一条鱼。

这条鱼很大。

这条鱼是蓝色的。



牛

一头牛。

这头牛是白色的。

这头牛在吃草。

这头白色的牛在吃草。

Activity 8: Fill in the blanks.

Writing and Reading Activities:

The students:

- fill in the blanks with the appropriate words.
- read the sentences.

1. 这条.....  很漂亮。(鱼、狗)


2. 这匹.....  很大。(狮子、马)

3. 这是只黑色的..... 。(鸡、鱼)

4. 这头.....  是白色的。(猫、牛)

5. 这只.....  在树上。(鸟、鱼)

Activity 9: Label the picture.



Writing Activity:

The students choose the appropriate words and label the pictures.

(马、狗、牛、鸡、猫、鱼、鸟)



Activity 10: Describe the picture.



Speaking Activity:

The Educator helps the students to form sentences orally based on the picture below.

